

May Gardens, Borehamwood

£1,695,000 (Freehold)



This stunning DETACHED family home is ideally situated towards the rear of this exclusive gated development. Boasting a wealth of living accommodation and beautiful landscaped West facing garden this property really is a must view.

Internally the house has been meticulously renovated by its current owners and comprises of a large entrance hallway, galleried landing area and downstairs W/C. Across the back of the ground floor is a wealth of open plan living with a modern kitchen breakfast area, flowing in to a large seating area and then a formal dining area. Each area is served by bifolding doors on to the rear garden. Also to the ground floor is an additional TV area, large utility room and DOUBLE garage.

To the first floor is an impressive master suite with shower room (formally two bedrooms converted). Bedroom two is served by its own ensuite bathroom and bedrooms three and four share a modern family shower room. The first floor is also home to a huge galleried landing with seating area and there is scope subject to the necessary consents to create huge accommodation in the loft as other properties on the development have done.

Externally this attractive and commanding family home also benefits from driveway parking for a number of cars, double garage and ample visitors parking on the development. The beautifully manicured WEST facing rear is secluded and full of sun.

May Gardens is very well positioned for some highly regarded schools, including Haberdasher's Aske's, Aldenham and Yavneh College. Borehamwood and Elstree mainline station, with fast access to London St Pancras via West Hampstead is approximately half a mile away along with Borehamwood's multiple shopping amenities and countless restaurants. The property is surrounded by countryside but well connected with easy access to the M1, A41 and A1.

020 3764 2222
www.village-estates.co.uk



Village Estates
The Corner Shop High Street, Elstree
Herts WD6 3BY


Important Note: These particulars do not form part of any contract. All measurements are approximate and should not be relied upon. All prices quoted are strictly subject to contract.

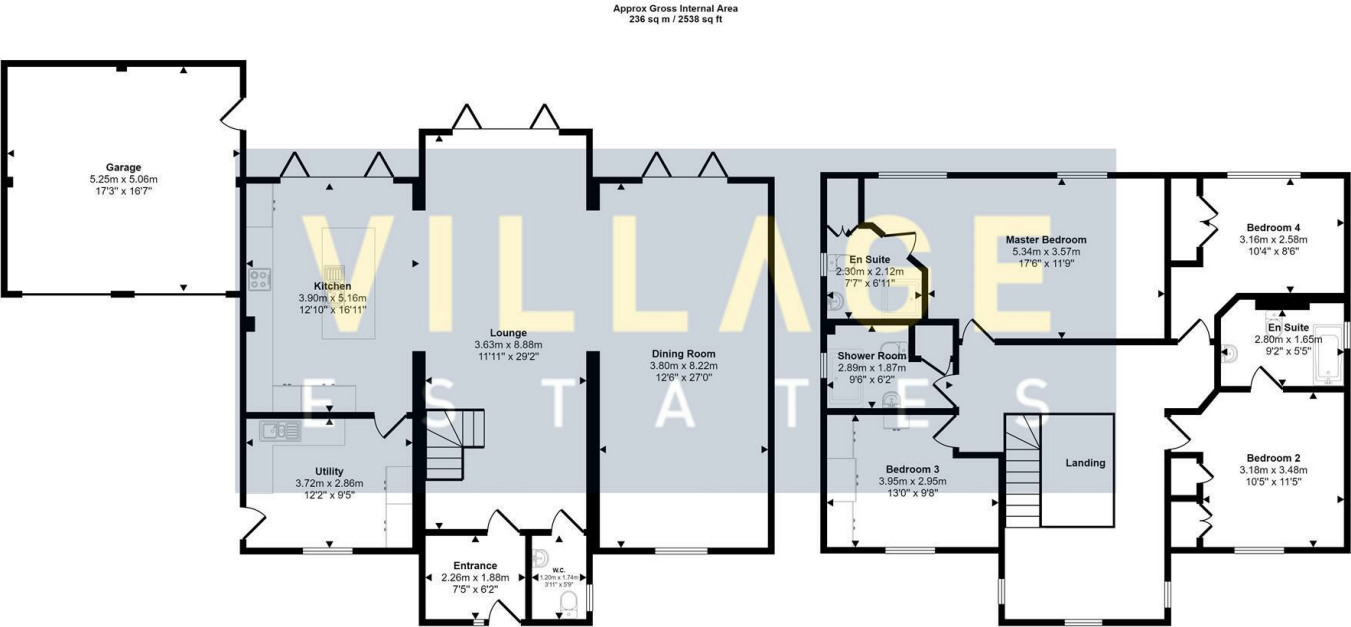













Ground Floor
Approx 133 sq m / 1428 sq ft

First Floor
Approx 103 sq m / 1111 sq ft

This floorplan is only for illustrative purposes and is not to scale. Measurements of rooms, doors, windows, and any items are approximate and no responsibility is taken for any error, omission or mis-statement. Icons of items such as bathroom suites are representations only and may not look like the real items. Made with Made Snappy 360.



Energy Efficiency Rating		
	Current	Potential
Very energy efficient - lower running costs		
(92 plus) A		
(81-91) B		
(69-80) C	69	80
(55-68) D		
(39-54) E		
(21-38) F		
(1-20) G		
Not energy efficient - higher running costs		
England & Wales		
EU Directive 2002/91/EC		